

Auckland Zoo Education Pack

ECE



Theme:
Awesome Aotearoa hidden taonga

Zoo Lesson plan

Theme:

Early Childhood (ages 3-5) **AWESOME AOTEAROA**

What will I learn:

Aotearoa has many animals that are hard to find. We like to call these animals **"hidden taonga"** because they are unique and important to our place.

Inspire

What are some of Aotearoa's taonga animals? How does Auckland Zoo look after them?

- Watch some of our [unique taonga species](#).
- Watch a video about [incredible wētāpunga](#) and find out how we help them with the wētāpunga comic (resource attached).
- Watch this video about an [eely eely special fish](#) in Aotearoa.

Reflect

- **A taonga is anything precious or valuable.** We say our native wildlife are taonga because they help make our country beautiful and healthy.
- **What things are precious to you and how do you show them care?**

Act

Follow the links to learn how to make [wētā hotels](#) to see how we can help the hidden taonga in our own backyards.

Create

- Watch this amazing [Archey's Frog video](#) on how to make, colour and pronounce in Te Reo.
- Print and colour this picture using the **Native Forest** resource and keep an eye out for our hidden taonga (resource attached).
- Colour in these three **types of wētā** and see how they are different (resource attached).

Explore

Learn more about our hidden taonga!

- **Wētāpunga are the heaviest insects in Aotearoa** (weighing up to 35 grams). That's like 2 teaspoons, or 6 ballpoint pens or 30 playing cards! Have an adult help you find things that weigh this much to feel how heavy wētāpunga can be.
- **Can you find any hidden taonga in your backyard?** Pick up rocks, search on plants, dig through leaf litter, and watch for critters. Remember to be gentle and put everything back where you found it.
- **Archey's frogs have amazing camouflage.** Camouflage means that their skin can blend into their habitat making them hard to find. Wear some clothes or face paint that help you blend into your backyard or home and play hide and go seek with your family.

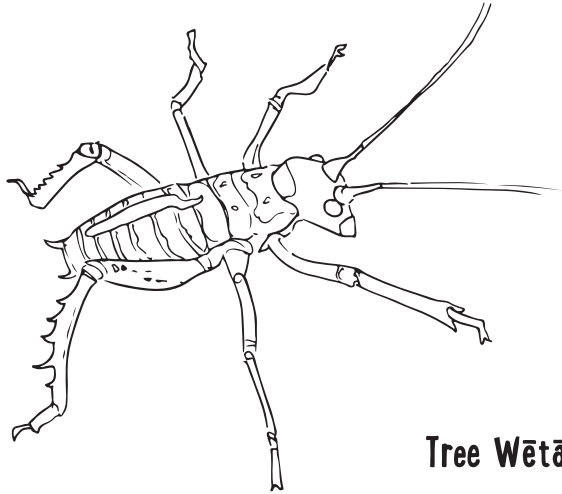
Curriculum links:

All lessons include aspects of the main strands of Te Whāriki the early childhood curriculum

WELLBEING | MANA ATUA, BELONGING | MANA WHENUA, CONTRIBUTION | MANA TANGATA, COMMUNICATION | MANA REO, EXPLORATION | MANA AOTŪROA

► Colour in Wētā

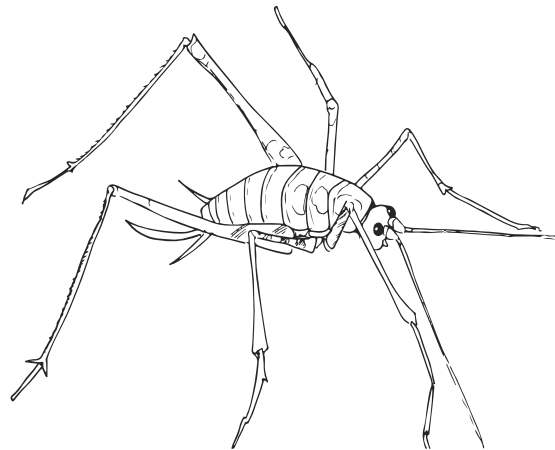
Print and decorate these wētā. How are they different?



Tree Wētā



Giant Wētā or Wētāpunga



Cave Wētā




Create your own
NATIVE FOREST habitat

BACK FROM
THE BRINK

WONDERFUL WĒTĀPUNGA


WĒTĀPUNGA WERE ONCE FOUND IN
AUCKLAND AND NORTHERN AOTEAROA (NZ)



BY THE 1890s, THE POPULATION HAD DECLINED
DRASTICALLY DUE TO INTRODUCED PREDATORS.
THOSE THAT REMAINED LINGERED ON
TE HAUTURU-O-TOI...
(LITTLE BARRIER)


I HAVE BEEN FORTUNATE
TO SECURE A LARGE
MALE SPECIMEN FROM
A DEALER IN AUCKLAND
WHO TOLD ME THAT HE
PROCURED IT FROM A
SMALL WOODED ISLAND
IN THE HAURAKI GULF...

SIR WALTER BULLER
AOTEAROA NATURALIST, 1894

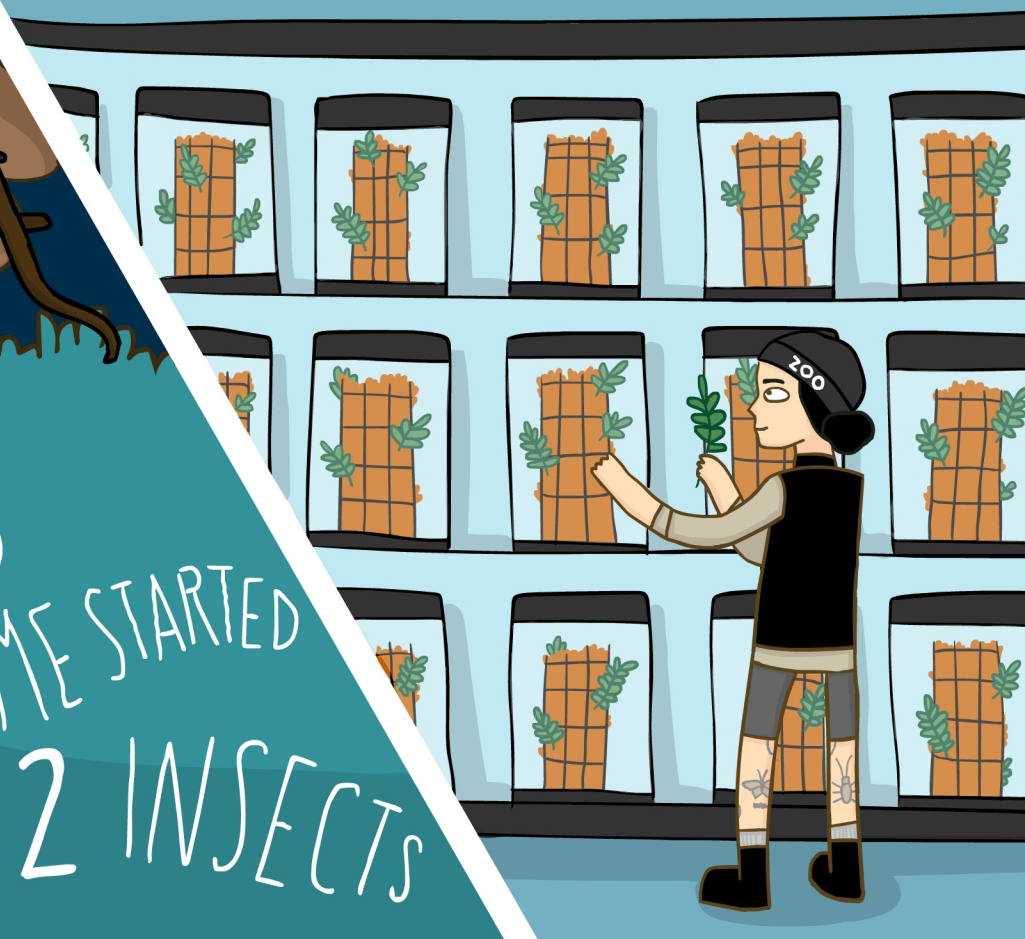


SARAH MAY LITTLE

WE DISCOVERED THE BEST METHOD
FOR BREEDING AND REARING THEM



THE AUCKLAND ZOO
WĒTĀPUNGA PROGRAMME STARTED
IN 2012 WITH JUST 12 INSECTS



THIS METHOD AND OUR BUSY
BREEDING ROOM MADE IT A
GIANT SUCCESS!



THE CAPTIVE POPULATION BOOMED AND
IN 2014, WE BEGAN RELEASING THE YOUNG
OFFSPRING TO PEST-FREE ISLANDS



THE PROGRAM CONTINUES TO BE A SUCCESS
WITH WĒTĀPUNGA REINTRODUCED TO
FOUR ISLANDS.

