

Animal BINGO

Game preparation

1. Download and print the animal bingo boards and animal cards. If you don't have a printer you could have a go at drawing your own.
2. Use scissors to cut out the animal cards
3. Prepare your counters, you will need 16 per player, these can be small stones, small shapes cut from paper or card, or if you can't find anything you can just use a pen to cross out your animals as you go

Game instructions

1. Gather your friends or family (2-6 players)
2. Each player gets a bingo board
3. Put the animal cards into a bowl
4. Choose who starts, they pull an animal card from the bowl and read aloud the animal they pulled out
5. Players who have that animal on their bingo board place a counter over the animal
6. Keep taking turns at pulling animal cards from the bowl and placing counters on your bingo boards
7. The first person to get a row of 4 animals marked off wins!
Or you could keep playing until someone fills their whole board.

Harder: If that was too easy for you, you could act out the animals as you pull them from the bowl.

What noise does it make? How does it move?

Animal BINGO Animal cards



Goliath
stick insect



Bornean
orangutan



Zebra



Galápagos
tortoise



Siamang



Asian
small-clawed otter



Emperor tamarin




Kekenō
NZ fur seal



Porcupine



Tuatara



Asian elephant



Tuna
NZ longfin eel



Ring-tailed lemur



Tasmanian devil



Giraffe




Brown kiwi



Southern white
rhinoceros



Kororā
Little penguin



African lion



Lace monitor



Capybara



Red panda



Squirrel monkey



Tīeke
North island
saddleback



Alligator



Flamingo



Emu



Cheetah




Hamadryas
baboon




Tarantula


Animal BINGO board




Animal BINGO board




Animal BINGO board



Animal BINGO board



Animal BINGO board



Animal BINGO board

