

# Auckland Zoo Education Pack

## Primary



**Theme:**  
**Awesome Aotearoa**

# Zoo Lesson plan

**Theme:** Primary (ages 5-11) **Awesome Aotearoa**

**What will I learn:** The manu | birds and pūrākau | stories that make Aotearoa | New Zealand special

## Inspire

Check out these links to our animal pages on the AZ website to discover more about these NZ birds, their features and how we are their kaitiaki|guardians.

- [Kiwi](#)
- [Kea](#)
- [Kererū | New Zealand Wood Pigeon](#)
- [Kororā | Little Penguin](#)
- [Kākā](#)
- [Orange Fronted Kākāriki](#)
- [Ruru | Morepork](#)
- [Takahē](#)
- [Tīeke | Saddleback](#)
- [Tūī](#)
- [Whio](#)

Watch this Zoo Tale – [Kaitiaki for Kākāpō](#).

You can also check out [this page](#) from our partners DOC to know more about our unique manu | birds

Now watch this animation of [Maui and Tīeke](#) to discover the pūrākau|story behind why the Tīeke looks like it does today.

## Reflect

Everything is connected through **Ranginui** and **Papatūānuku**, but where do things belong? How are you connected to your family and our earth too? Use the **Rangi & Papa** resource attached to help you reflect on these questions.

Remember to take mindful moments throughout the day, like [this one](#) acknowledging our **Papatūānuku | Earth Mother**.

## Create

Create a design for a NZ native garden to attract NZ native birds. Use [this link](#) to our partner Auckland Council's website to help you choose plant species and make note of which birds this will attract to your garden. And spend time "[In the Garden with Hohepa](#)" for extra inspiration!

Create a [nectar feeder](#) in your back yard and record which birds come to sip from it!

## Explore

Explore the similarities and differences between our unique New Zealand parrots – **Kākāpō, Kea, Kākā** – using the Venn Diagram resource attached to this pack.

Explore Tane's whakapapa | family tree and then have a go at creating your own using the resource **Tokū Whakapapa** – My Family Tree attached to this pack.

Use these videos to **practice te reo** pronunciation:

- [Tīeke](#)
- [Kororā](#)
- [Kea](#)
- [Kaitiakitanga](#)
- [Te Wao Nui a Tāne | Forest](#)
- [Te Pō | Night](#)
- [Rākau](#)
- [Ranginui](#)

Give this [fun song](#) about the manu | birds at Auckland Zoo a go!

## Act

**Here at Auckland Zoo we're passionate about conserving wildlife and wild places through science.**

Have you ever wanted to be involved in conservation work? This is your chance! We're inviting avid conservation scientists of all ages to join us and [survey your backyard](#).

**Curriculum links:**

Lessons include a range of aspects from the main strands of the NZ Curriculum English, the arts, health and physical education, learning languages, mathematics and statistics, science, social science and technology. They also consider the Key Competencies Thinking, Using language, symbols and text, Managing self, Relating to others, Participating and communicating.

**Auckland ZOO**  
Wildlife conservation science at work

# Spot the difference:

# ▶▶ Kākāpō, Kea and Kākā

## Did you know?

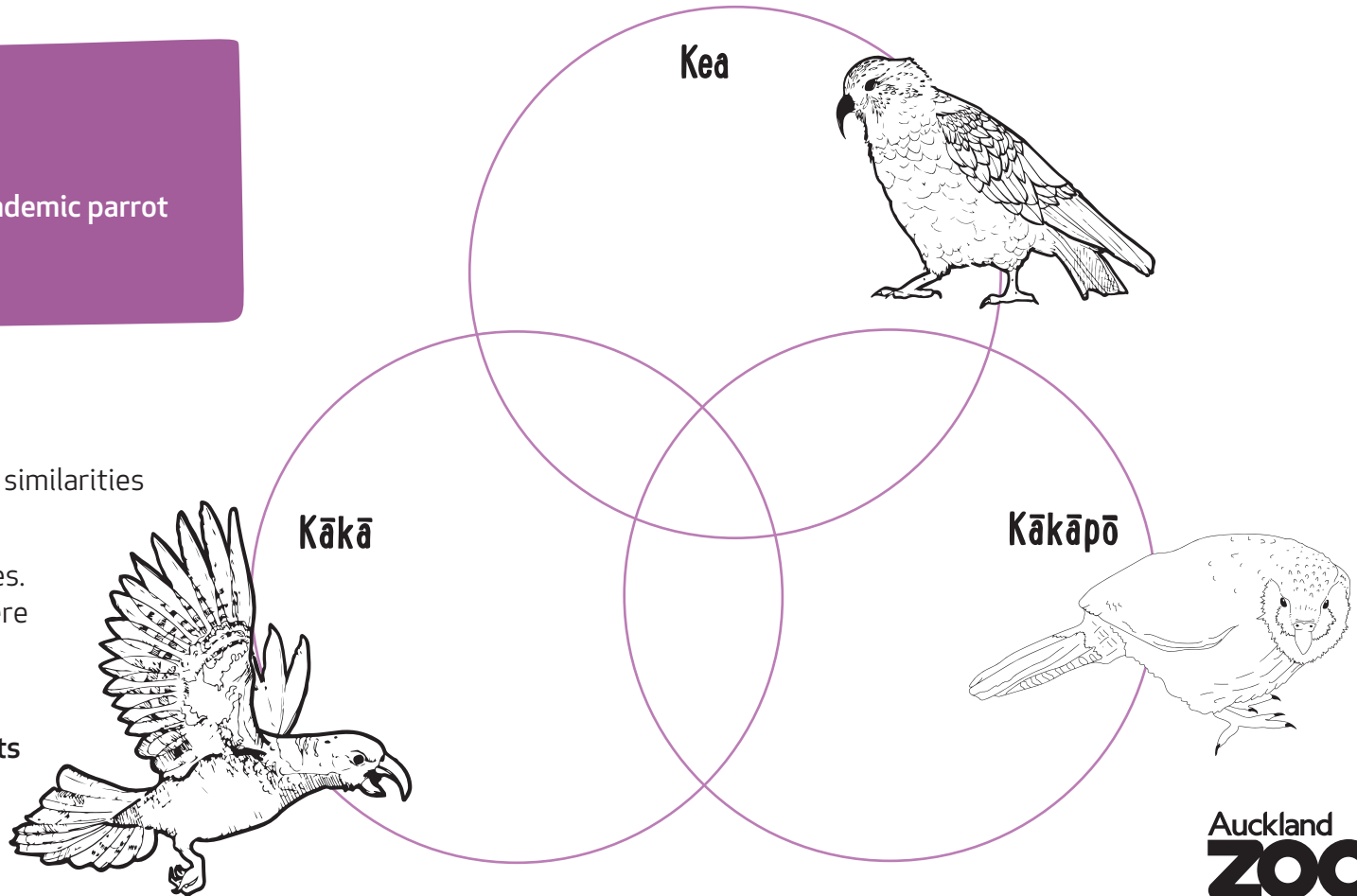
Aotearoa New Zealand has three endemic parrot species that call this place home.

## Instructions

Can you find out the differences and similarities between them?

The differences go in the outer circles.  
The similarities go in the middle where the circles overlap.

**Endemic** – unique animals and plants found only in one place




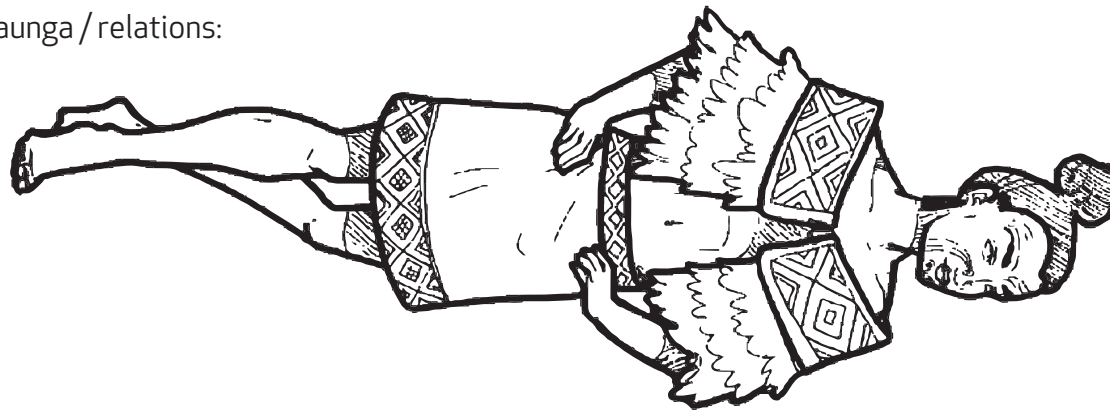


# ▶▶ Ranginui and Papatūānuku

Kia Ora! We are Ranginui the Sky Father and Papatūānuku the Earth Mother. Our family sometimes call us Rangi and Papa for short. We are the parents of everything you see and feel around you.. That includes you humans and all the animals and plants in the zoo too!

To the right are drawings of some of your whanaunga / relations:

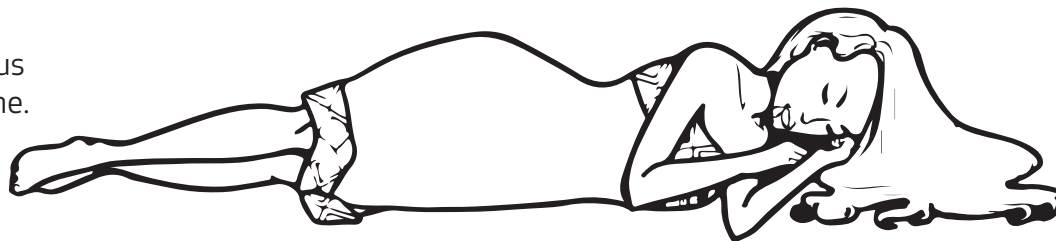
- Uira / Lightning
- Toka / Rock
- Marama / Moon
- Rākau / Tree
- Maunga / Mountain
- Tamanuiterā / Sun
- Kapua / Cloud



## Instructions

Can you guess who they live with?  
Draw an arrow from each whanaunga to one of us  
depending on who they live with most of the time.

Either to **Ranginui** or to **Papatūānuku**.



# ► Tōku Whakapapa | My family tree



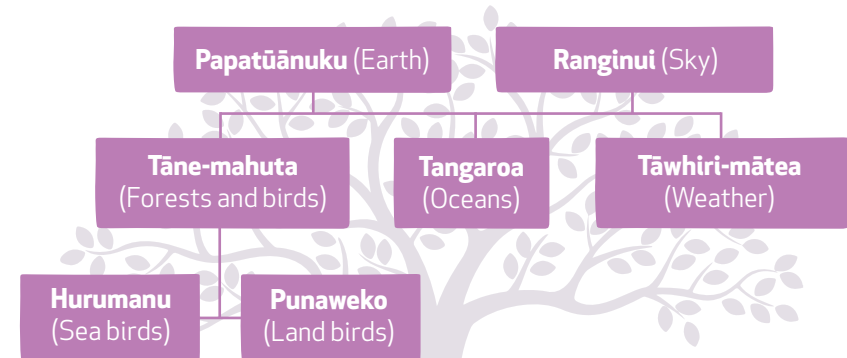
**Kia ora!**

My name is Tāne-mahuta, I am the main kaitiaki | guardian of Te Wao Nui a Tāne | the forest, plants, and birds.

Here is my whakapapa, my family tree. You will see I have added:

- My mum Papatūānuku
- My dad Ranginui
- Two of my siblings, Tangaroa and Tāwhiri-mātea. I have many, at least 70 according to some iwi/tribes and they will not all fit on this page
- Two of my many children, Hurumanu and Punaweko.

**Give it a go!** See if you can begin your whakapapa | family tree. Like I did, you can start with yourself, your parents, and your siblings.



**Draw your whakapapa/family tree:**



Feel free to carry on and add more whānau members on a bigger page!