


Auckland Zoo Education Pack

Primary



Theme: Adaptations

Zoo Lesson plan

Theme:

Primary (ages 5-11) **ADAPTATIONS TO HABITAT**

What will I learn:

How adaptations allow animals to survive in their habitat.

Inspire

Watch our Zoo Tales to find out how animals like our [flamingos](#), [spider monkeys](#) and [geckos](#) are adapted to their habitats.

Use the **Adaptations Vocab List** provided to learn more about animal adaptations (resource attached).

Explore

Spider monkeys have four fingers and no thumb!

How is this useful in their forest habitat?

Monkey Business - make a list of regular tasks and see how many you can complete without using thumbs (e.g. tie laces, brush teeth).

Leap over to our website and explore our [animal profiles](#) to find out who lives where.

Act

[Watch this video](#) to learn about our spider monkeys and issues in their natural habitat.

Conservation Tip: look for the FSC logo when shopping for toilet paper to help sustain South American rainforests.



Create

Despite living in water, some aquatic birds and mammals need to stay dry to survive. Create your own **Waterproof Wonders** and see how **otters**, **flamingos** and **penguins** survive in their **habitat** (resource attached).

Draw a habitat for a **giraffe**, **meerkat** and **spider monkey** using the resources provided.

Try designing your own unique animal. Draw a picture of it in its habitat and label its adaptations. Share these with us using the hashtag [#createwithaucklandzoo](#).

Reflect

Fun with **Venn Diagrams!** (resource attached).

- Comparing **meerkat/giraffe** adaptations.
- Comparing **human/spider monkey** adaptations.

Investigate 3 of your favourite habitats. Think about how they are changing over time (naturally or due to human influence). How can changes in a habitat affect an animal's ability to survive?

Curriculum
links:

Lessons include a range of aspects from the main strands of the NZ Curriculum English, the arts, health and physical education, learning languages, mathematics and statistics, science, social science and technology.
They also consider the Key Competencies Thinking, Using language, symbols and text, Managing self, Relating to others, Participating and communicating.

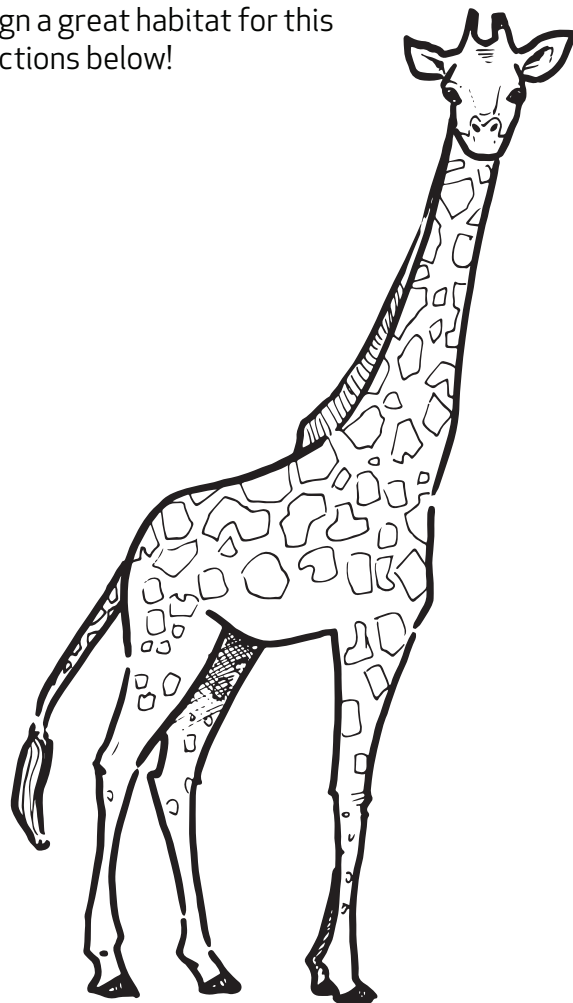
Auckland
ZOO
Wildlife conservation
science at work

= Giraffe =

▶▶ drawing adaptations

Giraffes are animals that live in Africa. Their bodies have **adapted** to suit their unique **habitat**. To keep our giraffes healthy at Auckland Zoo, it's important to know about what giraffes need and want.

Your mission is to design a great habitat for this giraffe using the instructions below!



1. Giraffes are herbivores. Their favourite leaves come from thorny Acacias.
Draw some tall trees.
2. Giraffes are social animals and enjoy living with other kinds of animals.
Research animals they live with and draw them into the habitat.
3. Giraffes have blue tongues that protect them from sunburn while eating.
Draw a giraffe using its tongue to eat.
4. Even though giraffes are big, they camouflage themselves in their habitat.
Colour your giraffe to match its habitat.

=Meerkat=

▶▶ drawing adaptations

Meerkats live in the Kalahari Desert in Africa. Their bodies have **adapted** to suit their unique **habitats**. To keep our meerkats healthy at Auckland Zoo it's important to know what they need and want.

Your mission is to draw a great habitat for this meerkat using the instructions below!



1. Meerkats are foragers and enjoy eating bugs, snakes, lizards, and scorpions.
Draw some in your habitat.
2. Meerkats dig burrows with their claws.
Draw a burrow home with lots of sand and rocks.
3. They live in big social groups and communicate by making chittering sounds.
Draw some other meerkats.
4. They always have a 'sentry' meerkat that climbs high to watch for predators.
Add an alert sentry meerkat.
5. They have brown fur and dark eyes for camouflage and protection from the sun. *Colour these in.*

Spider monkeys

drawing adaptations ◀ ◀

Spider Monkeys live in the tropical rainforests of South America. Their bodies have **adapted** to suit their unique **habitats**. To keep our spider monkeys healthy at Auckland Zoo it's important to know what they need and want.

Your mission is to draw a great habitat for this monkey using the instructions below!

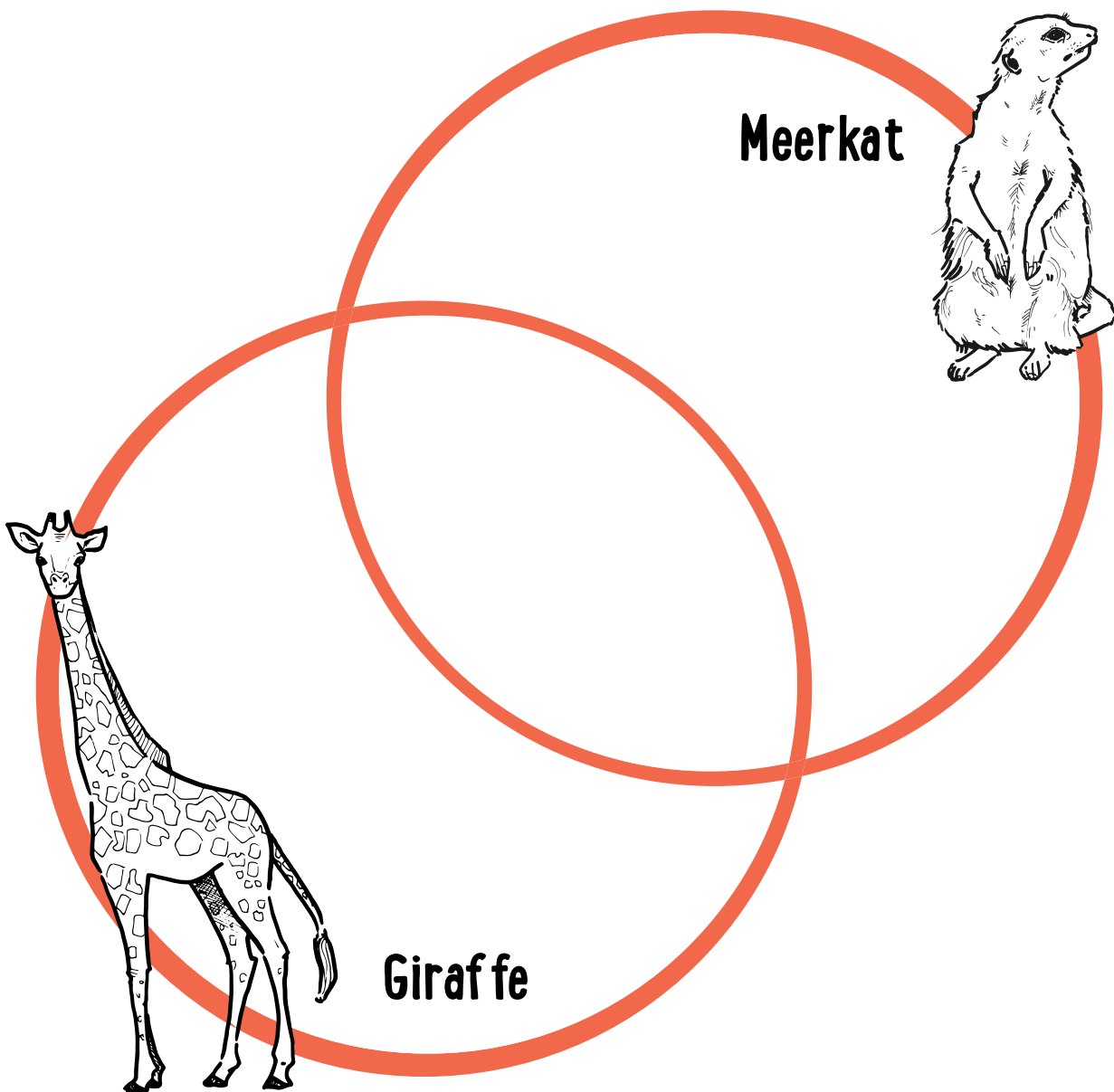


1. Spider monkeys are **arboreal** meaning they spend most of their time in trees.
Draw some trees for them.
2. They have prehensile tails, capable of gripping branches.
Draw a long curly tail for grip and balance.
3. Spider monkeys mostly have a diet of fruit and leaves.
Draw some food around your spider monkey.
4. They live in small groups and are very social.
Draw some more spider monkeys.
5. They have white and brown fur with dark faces and hands.
Colour the spider monkey.

Comparing ▶▶ adaptations

Giraffes and meerkats can both be found in African desert habitats, but look and behave very differently.

Using this Venn diagram, **compare** and **contrast** the **adaptations** that allow these animals to survive in their African savannah habitat.




Explore the [Zoo Tales](#) videos and the National Geographic website to learn more about giraffe and meerkat adaptations.

Comparing ▶▶ adaptations

Monkeys and humans are similar in many ways but live in very different places.

Compare and **contrast** the habitat and adaptations of these two animals in this Venn diagram.



Extras for experts

Give the spider monkey a prehensile tail

►► Adaptations◀◀

Essential words


Adaptation A body part, feature or behaviour that helps an animal or plant succeed in its environment

Habitat The place where animals and plants live and connect with each other

Camouflage A way of hiding something by colouring or covering it to look like its surroundings, some living things also change their behaviour too

Carnivore An animal that eats other animals

Herbivore An animal that eats plants



Extras for experts

Predator An animal that catches and eats other animals

Prey An animal that is caught and eaten by another animal

Nocturnal Animals who are most active during the night

Diurnal Animals who are most active during daylight

Omnivore An animal that eats a variety of animals and plants

Observation Learning through careful watching, then recording what we see over time

Scientist A person who asks questions about the world and finds evidence and researches to understand

Behavioural adaptation Actions of an animal that help them to survive in their habitat

Structural adaptation Features on an animal's body that help it to survive in their habitat


Prehensile

Many animals have developed prehensile body parts. What does prehensile mean? How can this adaptation help different animals?

Create ►► ► waterproof wonders ◀◀

Birds and mammals that live in **aquatic habitats** (in or around water) need to keep their skin dry and warm to survive.

Some mammals **have greasy fur** while birds **spread special oils over their feathers** to stay waterproof!



What do you do to stay warm and dry?

Instructions

1. Print out this template or draw your own aquatic bird or mammal. Cut out.
2. Colour the animal with wax crayon.
3. Lightly spray your coloured animal with water (try adding blue dye).
4. Observe what happens. Does the water form droplets on the waxy surface?

Create ►► ► waterproof wonders ◀◀

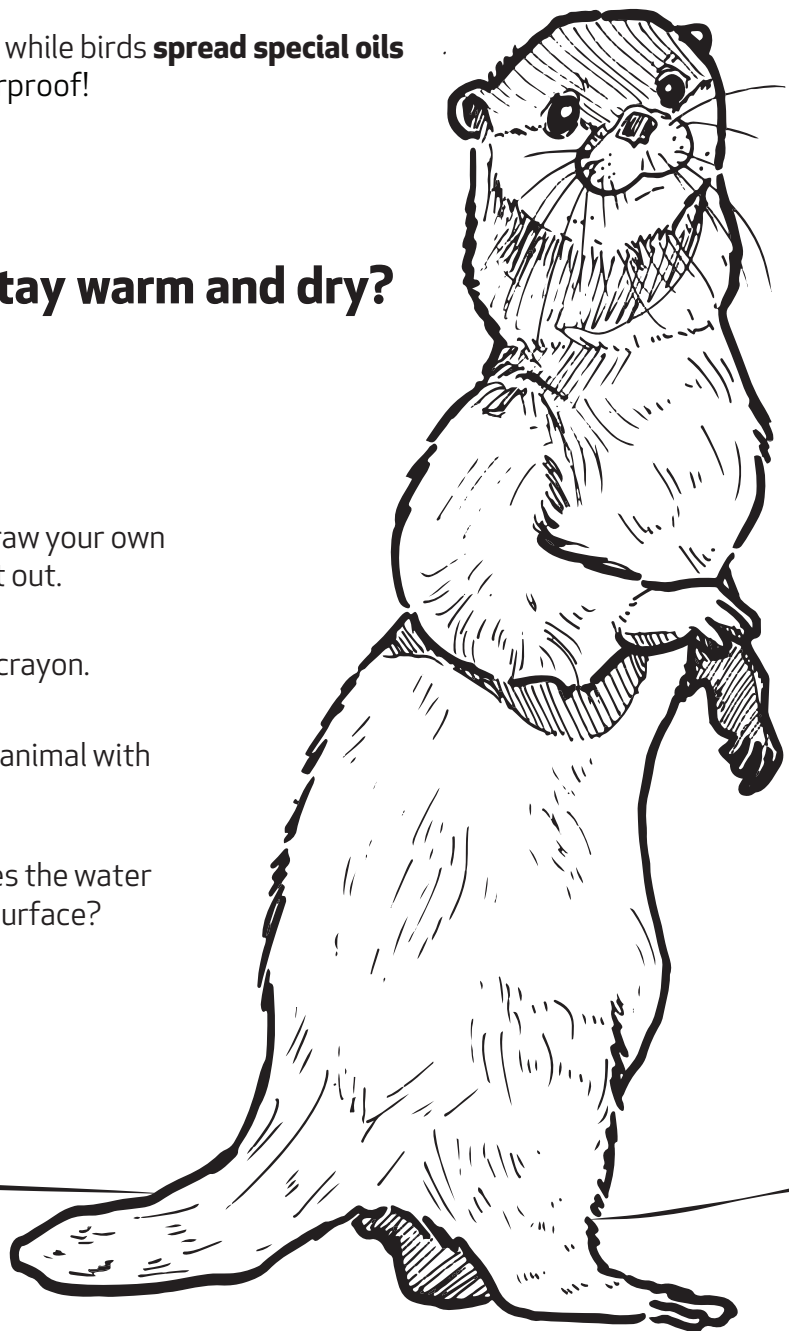
Birds and mammals that live in **aquatic habitats** (in or around water) need to keep their skin dry and warm to survive.

Some mammals **have greasy fur** while birds **spread special oils over their feathers** to stay waterproof!

What do you do to stay warm and dry?

Instructions

1. Print out this template or draw your own aquatic bird or mammal. Cut out.
2. Colour the animal with wax crayon.
3. Lightly spray your coloured animal with water (try adding blue dye).
4. Observe what happens. Does the water form droplets on the waxy surface?



Create ►► ► waterproof wonders ◀◀

Birds and mammals that live in **aquatic habitats** (in or around water) need to keep their skin dry and warm to survive.

Some mammals **have greasy fur** while birds **spread special oils over their feathers** to stay waterproof!

**What do you do to
stay warm and dry?**

Instructions

1. Print out this template or draw your own aquatic bird or mammal. Cut out.
2. Colour the animal with wax crayon.
3. Lightly spray your coloured animal with water (try adding blue dye).
4. Observe what happens. Does the water form droplets on the waxy surface?

