


# Auckland Zoo Education Pack

**ECE**



## Theme: Adaptations

# Zoo Lesson plan

Theme:

Early Childhood (ages 0-4) **ADAPTATIONS TO HABITAT**

What will I learn:

How to talk about the things that make animals special and unique.

## Inspire

Watch our [ZooTales](#) videos and use our animal pages to find out more about our different animals at Auckland Zoo.

Find out how animals like our [flamingos](#) and [geckos](#) are adapted to their different habitats.

## Create

Despite living in water, some aquatic birds and mammals need to stay dry to survive.

Create your own **Waterproof Wonders Penguin** using the resource provided and see how these creatures are adapted to their aquatic habitat's (resource attached).

## Explore

How do different animals move? See if you can complete all of our **Animal Movements** and then come up with some of your own! (resource attached).

## Act

How do we adapt to different environments? Pack a bag for Antarctica. What would the weather be like? What would we need to survive there?

What if we were going to the desert?

## Reflect

What do we have on our body that helps us to survive?

Trace an outline of your hands and then talk about all the ways we use our hands to survive. Imagine what life would be like without the use of our hands.

Curriculum  
links:

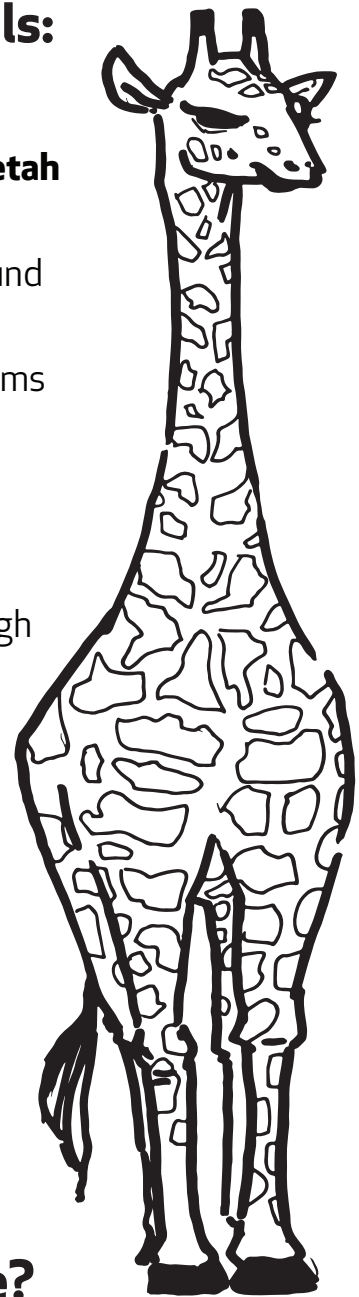
All lessons include aspects of the main strands of Te Whāriki the early childhood curriculum  
WELLBEING | MANA ATUA, BELONGING | MANA WHENUA, CONTRIBUTION | MANA TANGATA, COMMUNICATION | MANA REO, EXPLORATION | MANA AOTŪROA

Auckland  
**ZOO**  
Wildlife conservation  
science at work

# Can you move like an animal?

## Try moving like these different animals:

- Prowl around slowly and quietly like a hunting **cheetah**
- Hop around like a **frog**, get nice and low to the ground
- Waddle on two feet like a **penguin**, keeping your arms nice and tight against your body
- Lay on your tummy and slither around like a **snake**
- Reach up tall like a **giraffe**, stretch your arms up high
- Run fast like an **ostrich** across the savannah
- Swing your long **elephant** trunk as you stomp your feet
- Slide around on your tummy like a **seal**
- Stand watch looking all around like a still **meerkat**

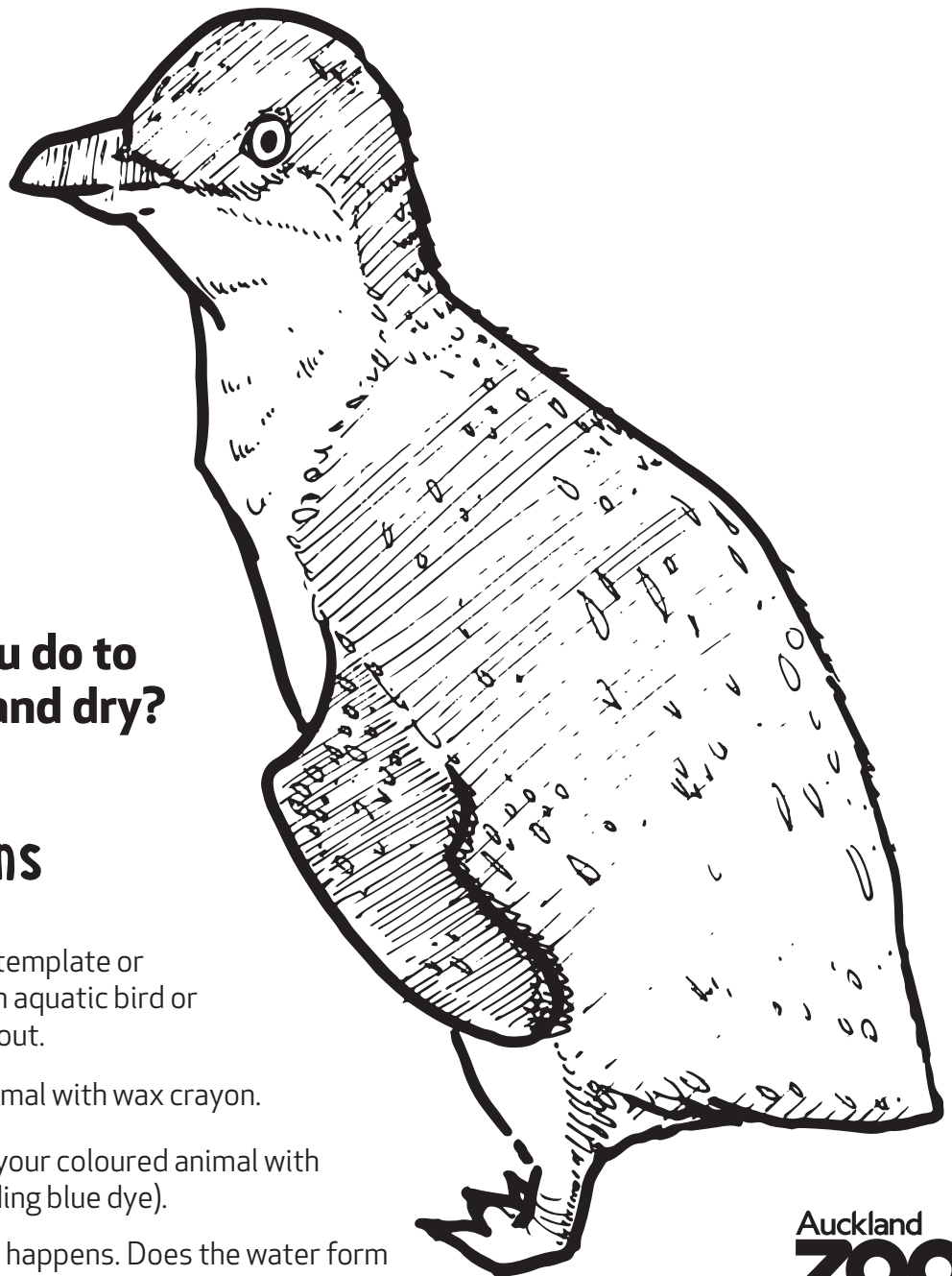


What other animals can you move like?

# Create ▶▶ ▶ waterproof wonders ◀◀

Birds and mammals that live in **aquatic habitats** (in or around water) need to keep their skin dry and warm to survive.

Some mammals **have greasy fur** while birds **spread special oils over their feathers** to stay waterproof!



## What do you do to stay warm and dry?

### Instructions

1. Print out this template or draw your own aquatic bird or mammal. Cut out.
2. Colour the animal with wax crayon.
3. Lightly spray your coloured animal with water (try adding blue dye).
4. Observe what happens. Does the water form droplets on the waxy surface?