


# WORD GLOSSARY

## VOCABULARY BUILDER

Fill in the missing definitions

Word	Definition
Ngā Tohorā	
Te Kuaka	
Ngā Tohu	
Te Rā	
Te Marama	
Ngā Manu	
Waka	
Tupuna	
Tangata Whenua	



# ARA MOANA


Exploring the journey of Aotearoa New Zealand's tangata whenua.

POST VISIT WORK BOOK  
7-8




# NAME THE TOHU!

Label the tohu with either their Māori or English name, or both!



# WAKA HOURUA

1. Colour in your waka hourua and give it a name.
2. Using the list below label all the parts of the waka.
3. Circle the 5 tohu that are in this picture.



Ihu

Kei

Whare

Kiato

Kaupapa

Rā

Hiwi

Hoe

# KĀPEHU WHETŪ WHARE

Match the whare to its description

Rā	The Nothingness, Darkness, the Void
Kainga	Small land bird
Ngoi	Listening to the tohu
Manu	Looking and listening to the tohu in the sky
Ngā Rangi	Sun
Ngā Reo	Home
Te Kore	Large seabird

# KĀPEHU WHETŪ

On the kāpehu whetū fill in:

- The cardinal points.
- The names of all the whare.

After doing some research on the website provided to your teacher, draw the rising and setting positions of:

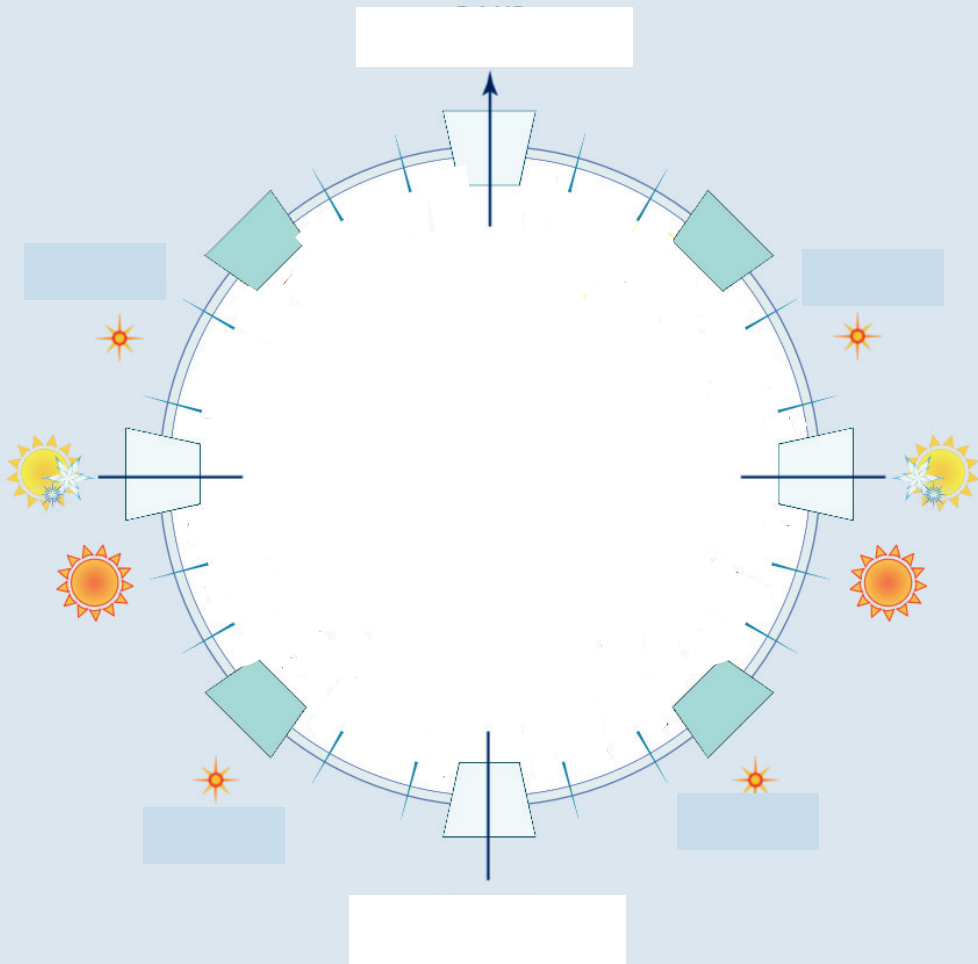
- Rā
- Marama
- Matariki
- Atutahi

## CHALLENGE:

You know that the kāpehu whetū is divided into whare, but it can be divided further. Using the website provided write the names of each of the quadrants on the kāpehu whetū.

# KĀPEHU WHETŪ

Using the instructions on the previous page, fill in this Kāpehu Whetū.



Thank you for being our manuhiri  
at Hui Te Anau a Tangaroa!

This is your museum and we looking  
forward to welcoming you back.

